

# An Organocatalytic Cascade Approach toward Polysubstituted Quinolines and Chiral 1,4-Dihydroquinolines–Unanticipated Effect of N-Protecting Groups\*\*

Xinshuai Zhang, Xixi Song, Hao Li, Shilei Zhang, Xiaobei Chen, Xinhong Yu,\* and Wei Wang\*

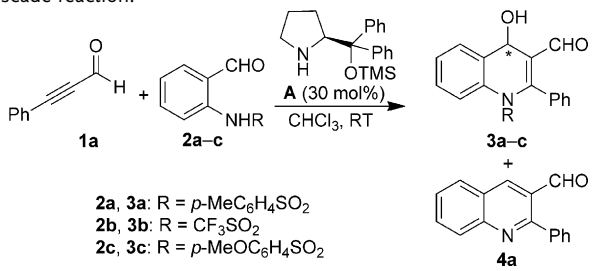
Organocatalytic cascade reactions have been established as a viable and efficient approach to complex molecular architectures,<sup>[1]</sup> however, examples of the combination of powerful divergent synthesis with an organocatalytic cascade strategy are rare.<sup>[2]</sup> Herein, we report a powerful divergent organocatalytic cascade reaction that proceeds via a chiral allenamine<sup>[3]</sup> and involves unprecedented aza-Michael/aldol and aza-Michael/aldol/aromatization sequences to give chiral 1,4-dihydroquinolines and quinolines, respectively. Notably, we made the unexpected discovery that the type of product that is formed depends on the nature of the N-protecting group of the starting material.<sup>[4]</sup> When aryl sulfonyl moieties with electron-donating groups are used as N-protecting groups, a Michael/aldol/aromatization cascade proceeds predominantly to give polysubstituted quinolines. However, when sulfonyl moieties with electron-withdrawing groups, such as the triflic group, are employed as N-protecting group, chiral 1,4-dihydroquinolines are produced through a highly enantioselective Michael/aldol cascade reaction.

The “privileged” status of quinolines and related chiral hydroquinolines in organic synthesis<sup>[5]</sup> and biological applications<sup>[6]</sup> demands more efficient strategies for their preparation. Although classic annulation reactions<sup>[7]</sup> and new, improved versions<sup>[8]</sup> have been developed, in general they require multiple steps and/or highly functionalized substrates. On the other hand, significant efforts have been made toward chiral tetrahydroquinolines<sup>[9,10]</sup> and 1,2-dihydroquinolines.<sup>[11,12]</sup> Nevertheless, the asymmetric synthesis of 1,4-dihydroquinoline architectures remains elusive,<sup>[13]</sup> and only

a single example, reported by Mangeney and co-workers, was developed by using a chiral auxiliary as stereocontrol.<sup>[14]</sup> To our knowledge, a catalytic version has not been reported.

Our initial investigation focused on the model reaction of *N*-tosyl-2-aminobenzaldehyde **2a** with phenylpropargyl aldehyde **1a** in the presence of 30 mol % of diphenylprolinol TMS ether **A**<sup>[15]</sup> in CHCl<sub>3</sub> at room temperature (Table 1, entry 1).

**Table 1:** Exploration of organocatalytic aza-Michael/aldol/aromatization cascade reaction.<sup>[a]</sup>



**2a, 3a:** R = *p*-MeC<sub>6</sub>H<sub>4</sub>SO<sub>2</sub>  
**2b, 3b:** R = CF<sub>3</sub>SO<sub>2</sub>  
**2c, 3c:** R = *p*-MeOC<sub>6</sub>H<sub>4</sub>SO<sub>2</sub>

Entry	<b>2</b>	Additive	<i>t</i> [h]	Yield <b>3</b> [%] <sup>[b]</sup>	Yield <b>4a</b> [%] <sup>[b]</sup>
1	<b>2a</b>	none	30	0	54
2	<b>2b</b>	none	28	64 (7%) <sup>[c]</sup>	0
3	<b>2c</b>	none	35	0	51
4 <sup>[d]</sup>	<b>2c</b>	K <sub>2</sub> CO <sub>3</sub> (0.1 equiv)	16	0	99 <sup>[e]</sup>

[a] For reaction conditions, see Experimental Section. [b] Yields of isolated products. [c] *ee* value. [d] 10 mol % of catalyst **A** used and reaction performed at 50 °C. [e] After completion of the reaction, silica gel (80 mg) was added and the mixture was stirred at RT for 24 h. Then, Et<sub>3</sub>N (0.18 mmol) was added and the mixture was stirred at RT for another 3 h to get free deprotonated quinoline **4a**. TMS = trimethylsilyl.

The tosyl (Ts) group was selected as protecting group for the nitrogen atom, because its strong electron-withdrawing nature enhances the acidity of the NH functionality, thus facilitating ionization, which produces a more nucleophilic nitrogen anion for the initial Michael addition.<sup>[12a]</sup> TLC and <sup>1</sup>H NMR analysis of the crude showed that seemingly the aza-Michael/aldol product **3a** was produced. However, when the reaction mixture was subjected to purification by column chromatography on silica gel, unexpected compound **4a** was obtained instead in 54 % yield (Table 1, entry 1). It appeared that product **3a** was transformed into **4a** in the presence of silica gel.

We believe that acidic silica gel promotes the aromatization process through a dehydration–deprotection sequence of the sulfonyl group (see Scheme S1 in the Supporting Information). The driving force for the formation of product **4a** may be the tendency of 1,4-dihydroquinolines to dehydrate

[\*] X.-S. Zhang, X.-X. Song, Dr. S.-L. Zhang, X. Chen, Prof. Dr. W. Wang  
Department of Chemistry & Chemical Biology  
University of New Mexico  
MSC03 2060, Albuquerque, NM 87131-0001 (USA)  
E-mail: wwang@unm.edu

Prof. Dr. H. Li, Prof. Dr. X.-H. Yu, Prof. Dr. W. Wang  
Shanghai Key Laboratory of New Drug Design and School of Pharmacy  
East China University of Science & Technology (ECUST)  
130 Mei-Long Road, Shanghai 200237 (China)  
E-mail: xhyu@ecust.edu.cn

[\*\*] Financial support of this research is provided by the National Science Foundation (CHE-1057569, W.W.) and ECUST (W.W.), the China 111 Project (Grant B07023, W. W.), NSFC (20972051, X.-H. Y.), the Science and Technology Commission of Shanghai Municipality (08430703900 and 08431901800, X.-H. Y.), and the Shanghai Committee of Science and Technology (Grant 11DZ2260600).

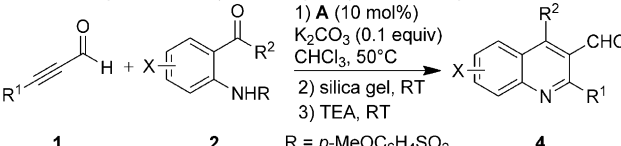
Supporting information for this article is available on the WWW under <http://dx.doi.org/10.1002/anie.201202161>.

and thus aromatize under acidic conditions. An aromatic sulfonamide that bears an electron-donating moiety assists in the development of the carbocationic character for a favorable dehydration–aromatization process, while a sulfonamide that bears a strong electron-withdrawing moiety will inhibit this development. Indeed, when the Tf protecting group was used, aromatization product **4a** was not formed (Table 1, entry 2). Instead, stable, chiral 1,4-dihydroquinoline **3b** was obtained in 64% yield, but with only 7% *ee* after column chromatography on silica gel. We also found that the Michael/aldol cascade proceeded rapidly (5 h), presumably because of the tendency of the more acidic TfNH moiety to produce TfN<sup>−</sup> more easily. The influence of the electronic effect was further demonstrated for aromatic sulfonyl groups that bear electron-donating (**2c**; Table 1, entry 3), electron-neutral, and electron-withdrawing substituents (see Table S1). Based on these studies, we decided to use *p*-MeOC<sub>6</sub>H<sub>4</sub>SO<sub>2</sub> as protecting group for further optimization of the reaction conditions. The screening of solvents and bases (Table S1) led to the optimal conditions, which include the use of K<sub>2</sub>CO<sub>3</sub> (0.1 equiv) at 50 °C with 10 mol% catalyst loading (Table 1, entry 4). The scope of Michael/aldol/aromatization cascade reactions catalyzed by organocatalyst **A** was probed accordingly (Table 2).

The tandem process serves as a general approach to the preparation of valuable polysubstituted quinolines. In the cascade process, the reactions proceeded in high yields (76–99%) with a broad substrate scope. It seems that the electronic nature of aromatic ynals **1** has a limited effect on the process. The electron-neutral (Table 2, entries 1, 15, 17–20, and 23), electron-donating (entries 3, 4, 9, and 11), and electron-withdrawing (entries 2, 5–8, 12, 16, 21, 22, and 24) substituents could be tolerated with significant structural variation. A similar trend was observed for heteroaromatic ynals, such as thiophen-2-yl-propynal (Table 2, entry 10). Furthermore, the reaction worked well with less reactive aliphatic ynals **1** (Table 2, entries 13 and 14), although a higher catalyst loading (20 mol%) was needed and relatively low yields were observed. On the other hand, the reaction could be applied to substrates **2** with a broad structural scope. Again, the survey of the electronic effect shows that its impact is limited. Both electron-donating (X = Me; Table 2, entries 15 and 16) and electron-withdrawing (X = Cl; entries 17 and 18) groups are well tolerated. Moreover, significantly more hindered and less reactive ketone moieties in substrates **2** (i.e., R<sup>2</sup> ≠ H) are compatible with this methodology (Table 2, entries 19–24). Structurally diverse ketones can be used in the process to give trisubstituted quinolines **4** with high efficiency. With an increased steric hindrance of the R<sup>2</sup> group, that is, R<sup>2</sup> = CH<sub>3</sub>, (*E*)-PhCH=CH, and Ph, more drastic conditions for the aromatization reaction were required, although high yields (76–98%) could still be achieved under relatively mild conditions.

Having established an efficient protocol for the preparation of quinolines through an organocatalytic aza-Michael/aldol/aromatization cascade process, we turned our attention to aza-Michael/aldol cascade reactions for the one-pot preparation of structurally diverse chiral 1,4-dihydroquinolines. The above-mentioned study showed that the use of Tf as protecting group led to the product without subsequent

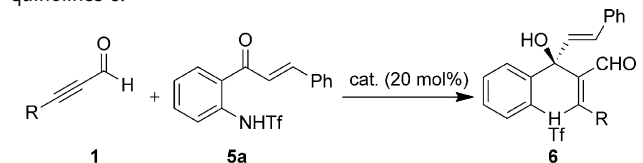
**Table 2:** Scope of **A**-catalyzed one-pot synthesis of quinolines **4**.<sup>[a]</sup>

				
Entry	R <sup>1</sup> , R <sup>2</sup> , X	<b>4</b>	<i>t</i> [h]	Yield [%] <sup>[b]</sup>
1	Ph, H, H	<b>4a</b>	16	99
2	4-BrC <sub>6</sub> H <sub>4</sub> , H, H	<b>4b</b>	16	97
3	4-MeC <sub>6</sub> H <sub>4</sub> , H, H	<b>4c</b>	24	92
4	4-MeOC <sub>6</sub> H <sub>4</sub> , H, H	<b>4d</b>	21	95
5	2-ClC <sub>6</sub> H <sub>4</sub> , H, H	<b>4e</b>	16	96
6	4-FC <sub>6</sub> H <sub>4</sub> , H, H	<b>4f</b>	16	98
7 <sup>[c]</sup>	4-CNC <sub>6</sub> H <sub>4</sub> , H, H	<b>4g</b>	20	91
8	4-ClC <sub>6</sub> H <sub>4</sub> , H, H	<b>4h</b>	16	92
9 <sup>[d]</sup>	2-MeOC <sub>6</sub> H <sub>4</sub> , H, H	<b>4i</b>	16	95
10	2-thienyl, H, H	<b>4j</b>	16	92
11 <sup>[d]</sup>	3-MeOC <sub>6</sub> H <sub>4</sub> , H, H	<b>4k</b>	16	97
12 <sup>[c]</sup>	3-CNC <sub>6</sub> H <sub>4</sub> , H, H	<b>4l</b>	13	95
13 <sup>[c]</sup>	<i>n</i> C <sub>5</sub> H <sub>11</sub> , H, H	<b>4m</b>	16	80
14 <sup>[c]</sup>	Ph(CH <sub>2</sub> ) <sub>2</sub> , H, H	<b>4n</b>	20	83
15 <sup>[d]</sup>	Ph, H, 6-Me	<b>4o</b>	24	98
16 <sup>[d]</sup>	4-ClC <sub>6</sub> H <sub>4</sub> , H, 6-Me	<b>4p</b>	24	90
17	Ph, H, 4-Cl	<b>4q</b>	16	94
18	Ph, H, 5-Cl	<b>4r</b>	16	91
19 <sup>[c]</sup>	Ph, Me, H	<b>4s</b>	22	84
20 <sup>[c,e]</sup>	Ph, ( <i>E</i> )-PhCH=CH, H	<b>4t</b>	12	80
21 <sup>[c,e]</sup>	4-ClC <sub>6</sub> H <sub>4</sub> , ( <i>E</i> )-PhCH=CH, H	<b>4u</b>	12	78
22 <sup>[c]</sup>	4-FC <sub>6</sub> H <sub>4</sub> , ( <i>E</i> )-PhCH=CH, H	<b>4v</b>	16	76
23 <sup>[f]</sup>	Ph, Ph, H	<b>4w</b>	16	96
24 <sup>[f]</sup>	4-BrC <sub>6</sub> H <sub>4</sub> , Ph, H	<b>4x</b>	16	98

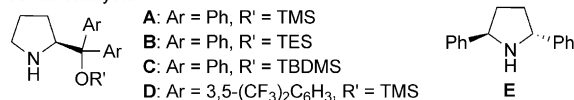
[a] For reaction conditions, see Experimental Section. [b] Yields of isolated products. [c] 20 mol% of catalyst **A** used. [d] 15 mol% of catalyst **A** used. [e] The aromatization step required heating at 50 °C for 3 h in the presence of silica gel. [f] 1.0 equiv of NaHSO<sub>4</sub>·H<sub>2</sub>O added and mixture stirred at 50 °C for 24 h. TEA = triethylamine, Tf = trifluoromethanesulfonyl, Ts = 4-toluenesulfonyl.

aromatization (Table 1, entry 2). However, with catalyst **A**, the 1,4-dihydroquinoline was only obtained with 7% *ee*. When more bulky ketone **5a** was used, the enantioselectivity induced by (*S*)-diphenylprolinol TMS ether **A** improved dramatically under similar reaction conditions (Table 3, entry 1, 76% *ee*, 99% yield). A range of chiral α,α-diarylprolinol silyl ether catalysts (**A–D**) were subsequently probed, but the results were not encouraging (Table 3, entries 2–4). It should be pointed out that for the model reaction of phenylpropargyl aldehyde (**1a**) with 2'-(trifluoromethanesulfonyl)aminochalcone (**5a**), **5a** and the formed product **6a** have the same polarity, thus rendering the optimization process tedious because of difficult purification. To minimize the work load, we chose more polar 3-nitrophenyl propargyl aldehyde as model substrate for the subsequent optimization. A similar level of enantioselectivity was obtained with catalyst **A** (Table 3, entry 5, 72% *ee*). Gratifyingly, when C<sub>2</sub>-symmetric catalyst (2*R*,5*R*)-diphenylpyrrolidine (**E**)<sup>[16]</sup> was employed, the enantioselectivity was significantly enhanced to 87%, and full conversion was achieved in only one hour (Table 3, entry 6). Furthermore, solvent screening showed that the enantioselectivity was

**Table 3:** Optimization of reaction conditions for organocatalytic enantioselective aza-Michael/aldol cascade reactions toward 1,4-dihydroquinolines **6**.<sup>[a]</sup>



screened catalysts:



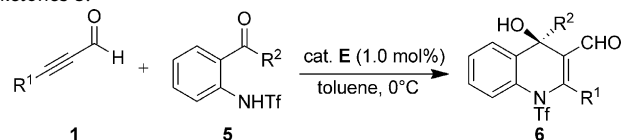
Entry	R	Cat.	Solvent	t [h]	Yield [%] <sup>[b]</sup>	ee [%] <sup>[c]</sup>
1	Ph	A	CH <sub>2</sub> Cl <sub>2</sub>	12	99	76
2	Ph	B	CH <sub>2</sub> Cl <sub>2</sub>	12	93	75
3	Ph	C	CH <sub>2</sub> Cl <sub>2</sub>	12	92	71
4	Ph	D	CH <sub>2</sub> Cl <sub>2</sub>	12	84	40
5	3-NO <sub>2</sub> Ph	A	CH <sub>2</sub> Cl <sub>2</sub>	12	93	72
6	3-NO <sub>2</sub> Ph	E	CH <sub>2</sub> Cl <sub>2</sub>	1	97	87
7	3-NO <sub>2</sub> Ph	E	(CH <sub>2</sub> Cl) <sub>2</sub>	1	99	94
8	3-NO <sub>2</sub> Ph	E	toluene	1	99	98
9	3-NO <sub>2</sub> Ph	E	MeOH	6	61	75
10	3-NO <sub>2</sub> Ph	E	<i>t</i> BuOMe	4	96	98
11 <sup>[d]</sup>	3-NO <sub>2</sub> Ph	E	toluene	3	99	99

[a] For reaction conditions, see Experimental Section. [b] Yields of isolated products. [c] Determined by HPLC analysis on a chiral stationary Phase (Chiralpak AS-H or IB column). [d] Reaction performed at 0°C with 1 mol % of catalyst loading.

highly dependent on the solvent. Remarkably, compared with dichloromethane, significantly higher enantioselectivity was observed with toluene and *t*BuOMe (Table 3, entries 8 and 10). Polar protic solvents, such as MeOH, had a deleterious effect on both the yield and enantioselectivity of the reaction (Table 3, entry 9). Given the high reaction rate and the practical advantage of carrying out the reaction at 0°C, the catalyst loading was drastically reduced to 1 mol % and the reaction was performed at 0°C in toluene, thus affording the desired product almost quantitatively and with 99 % *ee* within only three hours (Table 3, entry 11).

The optimized protocol can be employed for the reactions of a variety of ynals **1** and 2'-(trifluoromethanesulfonyl)amino ketones **5** (Table 4). Notably, the reactions served as a synthetically efficient one-pot approach to diverse enantioenriched 1,4-dihydroquinolines with a quaternary stereogenic center. They proceeded in high yields (70–99 %) and with excellent enantioselectivities (94–99 % *ee*). Both substrates, ynals **1** and amino ketones **5**, can be tolerated with significant structural variations. The electronic and steric factors associated with the  $\alpha,\beta$ -unsaturated ketone moieties of 2'-(trifluoromethanesulfonyl)aminochalcones **5** appeared to have minimal impact on the reaction efficiencies with regard to enantioselectivity and yields (Table 4, entries 1–14). The electronic effect of ynals **1** also influences the reaction rate. Electron-withdrawing groups on aromatic ynal substrates tend to accelerate the reaction, which is illustrated by the higher turnover (1 mol % of catalyst loading) and short reaction time (3–9 h; Table 4, entries 2 and 4–9). For ynals

**Table 4:** Enantioselective organocatalytic cascade aza-Michael/aldol reactions between ynals **1** and 2'-(trifluoromethanesulfonyl)amino ketones **5**.<sup>[a]</sup>



Entry	R <sup>1</sup> , R <sup>2</sup>	<b>6</b>	t [h]	Yield [%] <sup>[b]</sup>	ee [%] <sup>[c]</sup>
1 <sup>[d]</sup>	Ph, (E)-PhCH=CH	<b>6a</b>	18	95	97
2	3-NO <sub>2</sub> Ph, (E)-PhCH=CH	<b>6b</b>	3	99	99
3 <sup>[d]</sup>	Ph, (E)-(4-BrC <sub>6</sub> H <sub>4</sub> )CH=CH	<b>6c</b>	18	93	98
4	3-NO <sub>2</sub> Ph, (E)-(4-BrC <sub>6</sub> H <sub>4</sub> )CH=CH	<b>6d</b>	3	99	98
5	4-ClPh, (E)-PhCH=CH	<b>6e</b>	4	99	98
6	4-CNPh, (E)-(4-BrC <sub>6</sub> H <sub>4</sub> )CH=CH	<b>6f</b>	3	91	99
7	4-CNPh, (E)-(3-MeOC <sub>6</sub> H <sub>4</sub> )CH=CH	<b>6g</b>	8	98	98
8	4-BrPh, (E)-(4-NO <sub>2</sub> C <sub>6</sub> H <sub>4</sub> )CH=CH	<b>6h</b>	5	96	98
9	4-BrPh, (E)-(2-MeC <sub>6</sub> H <sub>4</sub> )CH=CH	<b>6i</b>	9	99	97
10 <sup>[d]</sup>	4-MeOPh, (E)-PhCH=CH	<b>6j</b>	18	92	96
11	2-thienyl, (E)-PhCH=CH	<b>6k</b>	9	90	96
12 <sup>[d]</sup>	Ph(CH <sub>2</sub> ) <sub>2</sub> , (E)-PhCH=CH	<b>6l</b>	12	99	96
13 <sup>[e]</sup>	<i>n</i> -C <sub>5</sub> H <sub>11</sub> , (E)-PhCH=CH	<b>6m</b>	20	98	97
14 <sup>[f]</sup>	(E)-PhCH=CH, (E)-PhCH=CH	<b>6n</b>	18	70	94
15 <sup>[f]</sup>	Ph, Me	<b>6o</b>	18	96	95
16 <sup>[e,g]</sup>	3-NO <sub>2</sub> C <sub>6</sub> H <sub>4</sub> , Ph	<b>6p</b>	3	84	99

[a] For reaction conditions, see Experimental Section. [b] Yields of isolated products. [c] Determined by HPLC analysis on a chiral stationary phase (Chiralpak AS-H or IB column). [d] 5 mol % of catalyst **E** used. [e] 20 mol % of catalyst **E** used. [f] 8 mol % of catalyst **E** used. [g] Reaction carried out at RT.

**1** that bear electron-neutral (Table 4, entries 1 and 3) or electron-donating substituents (entry 10), an increase of the catalyst loading is necessary to guarantee full conversion. Less reactive aliphatic ynals can also efficiently participate in the process to give desired products **6l** and **6m** in excellent yields (99 and 98 %, respectively) and with excellent *ee* values (96 and 97 %, respectively), but with relatively small reaction rates (Table 4, entries 12 and 13). We have also investigated more sterically hindered aliphatic alkynals, such as *tert*-butyl propynal and cyclopentyl propynal, however, no reaction was observed. Structurally altered ketones **5**, such as acetophenone and benzophenone, are also compatible with the protocol, thus leading to compounds **6o** and **6p** with different substituents next to the chalcone moiety (Table 4, entries 15 and 16) with high efficiency. The absolute configuration of **6g**, which was prepared under the optimized conditions, was determined by X-ray crystallography (Figure S1).<sup>[17]</sup> The observed stereochemistry and high enantioselectivity can be rationalized by the proposed transition state (Scheme S2).

In conclusion, we have developed a divergent organocatalytic cascade approach to synthetically valuable polysubstituted quinolines and highly enantioenriched 1,4-dihydroquinolines. The type of product that is formed depends on the sulfonyl protecting group that is used for the nitrogen atom. Electron-donating aryl sulfonamides facilitate the dehydration–aromatization of the aza-Michael/aldol adducts to give quinolines. However, when the strongly electron-withdrawing Tf group is used, chiral 1,4-dihydroquinolines are produced.

The studies show a scarce example of the electronic effect on the course of the reaction and the nature of the products.<sup>[11]</sup> Further exploration of this powerful divergent organocatalytic cascade strategy in synthesis is currently pursued in our laboratories.

## Experimental Section

General procedure for aza-Michael/aldol/aromatization cascade reactions (Table 2): Compound **2c** (0.15 mmol) and K<sub>2</sub>CO<sub>3</sub> (0.015 mmol) were added to a solution of ynal **1** (0.16 mmol) and organocatalyst **A** (10–20 mol%) in chloroform (1.0 mL). The resulting solution was stirred at 50 °C for the specified time. After the reaction (monitored by TLC) was finished, silica gel (80 mg) was added and the mixture was stirred at RT for 24 h, then Et<sub>3</sub>N (0.18 mmol) was added and the mixture was stirred at RT another for 3 h. The reaction mixture was directly purified by column chromatography on silica gel (eluent: hexane/EtOAc = 20:1) to afford the desired product.

General procedure for cascade aza-Michael/aldol reactions (Table 4): 2'-NH-Tf-protected ketone **5** (0.08 mmol) was added to a solution of ynal **1** (0.08 mmol) and organocatalyst **E** (1 mol%) in toluene (0.8 mL). The resulting solution was stirred at 0 °C for the specified time. Then, the reaction mixture was directly purified by column chromatography on silica gel (eluent: hexane/EtOAc = 8:1) to afford the desired product. The *ee* value was determined by HPLC analysis on a chiral stationary phase (see the Supporting Information for details).

Received: March 19, 2012

Revised: April 20, 2012

Published online: June 13, 2012

**Keywords:** 1,4-dihydroquinolines · cascade reactions · divergent synthesis · organocatalysis · quinolines

- [1] For recent reviews of organocatalytic cascade reactions, see: a) G. Guillena, D. J. Ramon, M. Yus, *Tetrahedron: Asymmetry* **2007**, *18*, 693; b) X.-H. Yu, W. Wang, *Org. Biomol. Chem.* **2008**, *6*, 2037; c) A.-N. Alba, X. Companyo, M. Viciano, R. Rios, *Curr. Org. Chem.* **2009**, *13*, 1432; d) C. Grondal, M. Jeanty, D. Enders, M. R. M. Hüttl, *Nat. Chem.* **2010**, *2*, 167; e) M. Ruiz, P. Lopez-Alvarado, G. Giorgi, J. C. Menéndez, *Chem. Soc. Rev.* **2011**, *40*, 3445; f) H. Pellissier, *Adv. Synth. Catal.* **2012**, *354*, 237.
- [2] To the best of our knowledge, only one example exists, which we reported: a) H.-X. Xie, L.-S. Zu, H. Li, J. Wang, W. Wang, *J. Am. Chem. Soc.* **2007**, *129*, 10886; an example using organometallic catalysis from Ma and co-workers: b) W. Yao, L. Pan, Y. Zhang, G. Wang, X. Wang, C. Ma, *Angew. Chem.* **2010**, *122*, 9396; *Angew. Chem. Int. Ed.* **2010**, *49*, 9210.
- [3] We developed the first organocatalytic enantioselective cascade reaction via a chiral allenamine: a) Michael/Michael: X.-S. Zhang, S.-L. Zhang, W. Wang, *Angew. Chem.* **2010**, *122*, 1523; *Angew. Chem. Int. Ed.* **2010**, *49*, 1481; b) Michael/aldol: C.-L. Liu, X.-S. Zhang, R. Wang, W. Wang, *Org. Lett.* **2010**, *12*, 4948; c) Michael/Mannich: J. Alemán, A. Nunez, L. Marzo, V. Marcos, C. Alvarado, J. L. Garcia Ruano, *Chem. Eur. J.* **2010**, *16*, 9453.
- [4] Fu and co-workers have reported an elegant study of the effect of the N-protecting group on the stereoselectivity: E. C. Lee, B. L. Hodous, E. Bergin, C. Shih, G. C. Fu, *J. Am. Chem. Soc.* **2007**, *129*, 11586.
- [5] For selected reviews, see: a) A. R. Katritzky, S. Rachwal, B. Rachwal, *Tetrahedron* **1996**, *52*, 15031; b) V. V. Kouznetsov, L. Y. Vargas Méndez, C. M. Meléndez Gómez, *Curr. Org. Chem.* **2005**, *9*, 141; c) M. Arisawa, Y. Terada, C. Theeraladanon, K. Takahashi, M. Nakagawa, A. Nishida, *J. Organomet. Chem.* **2005**, *690*, 5398; d) H. Ila, O. Baron, A. J. Wagner, P. Knochel, *Chem. Commun.* **2006**, 583; e) S. A. Yamashkin, E. A. Oreshkina, *J. Heterocycl. Chem.* **2006**, *42*, 701; f) V. Sridharan, P. A. Suryavanshi, J. C. Menéndez, *Chem. Rev.* **2011**, *111*, 7157.
- [6] For reviews, see: a) G. Jones, *Comprehensive Heterocyclic Chemistry*, Pergamon, New York, **1984**; b) M. Johannsen, K. A. Jørgensen, *Chem. Rev.* **1998**, *98*, 1689; c) T. E. Müller, M. Beller, *Chem. Rev.* **1998**, *98*, 675; d) A. R. Katritzky, A. F. Pozharskii, *Handbook of Heterocyclic Chemistry*, 2nd ed., Pergamon, Oxford, **2000**, p. 616; e) J. P. Michael, *Nat. Prod. Rep.* **2005**, *25*, 627; f) J. P. Michael, *Nat. Prod. Rep.* **2007**, *24*, 223; g) J. P. Michael, *Nat. Prod. Rep.* **2008**, *22*, 166; h) R. P. Verma, C. Hansch, *Chem. Rev.* **2009**, *109*, 213; i) V. R. Solomon, H. Lee, *Curr. Med. Chem.* **2011**, *18*, 1488; j) M. M. Ghorab, F. A. Ragab, H. I. Heiba, W. M. Ghorab, *J. Heterocycl. Chem.* **2011**, *48*, 1269; k) N. T. Patil, V. Singh, *J. Organomet. Chem.* **2011**, *696*, 419.
- [7] a) Friedländer annulation: J. Marco-Contelles, E. Pérez-Mayoral, A. Samadi, M. C. Carreiras, E. Soriano, *Chem. Rev.* **2009**, *109*, 2652; b) Skraup annulation: R. H. F. Manske, M. Kukla, *Org. React.* **1953**, *7*, 59; c) Doebner-VonMiller annulation: S. E. Denmark, S. Venkatraman, *J. Org. Chem.* **2006**, *71*, 1668; d) Pfützing annulation: H. R. Henze, D. W. Carroll, *J. Am. Chem. Soc.* **1954**, *76*, 4580; e) Combes annulation: A. Combes, *Bull. Soc. Chim. Fr.* **1888**, *49*, 89.
- [8] For selected examples, see: a) M. Beller, O. R. Thiel, H. Trauthwein, C. G. Hartung, *Chem. Eur. J.* **2000**, *6*, 2513; b) B. Jiang, Y.-G. Si, *J. Org. Chem.* **2002**, *67*, 9449; c) R. P. Koriivi, C.-H. Cheng, *J. Org. Chem.* **2006**, *71*, 7079; d) L. Li, W. D. Jones, *J. Am. Chem. Soc.* **2007**, *129*, 10707; e) C. S. Yi, S. Y. Yun, *Org. Lett.* **2005**, *7*, 2181; f) Z. Zhang, J. Tan, Z. Wang, *Org. Lett.* **2008**, *10*, 173; g) B. Gabriele, R. Mancuso, G. Salerno, E. Lupinacci, G. Ruffolo, M. Costa, *J. Org. Chem.* **2008**, *73*, 4971; h) B. Gabriele, R. Mancuso, G. Salerno, G. Ruffolo, P. Plastina, *J. Org. Chem.* **2007**, *72*, 6873; i) Y. Matsubara, S. Hirakawa, Y. Yamaguchi, Z. Yoshida, *Angew. Chem.* **2011**, *123*, 7812; *Angew. Chem. Int. Ed.* **2011**, *50*, 7670; j) K. C. Lekhok, D. Prajapati, R. C. Boruah, *Synlett* **2008**, 655; k) N. T. Patil, V. S. Raut, *J. Org. Chem.* **2010**, *75*, 6961; l) H. Li, X. Xu, J. Yang, X. Xie, H. Huang, Y. Li, *Tetrahedron Lett.* **2011**, *52*, 530; m) S. Cai, J. Zeng, Y. Bai, X.-W. Liu, *J. Org. Chem.* **2012**, *77*, 801.
- [9] For examples of asymmetric organometallic catalysis, see: a) W.-B. Wang, S.-M. Lu, P.-Y. Yang, X.-W. Han, Y.-G. Zhou, *J. Am. Chem. Soc.* **2003**, *125*, 10536; b) S. M. Lu, Y. Q. Wang, X. W. Han, Y. G. Zhou, *Angew. Chem.* **2006**, *118*, 2318; *Angew. Chem. Int. Ed.* **2006**, *45*, 2260; c) Z.-J. Wang, G.-J. Deng, Y. Li, Y.-M. He, W.-J. Tang, Q.-H. Fan, *Org. Lett.* **2007**, *9*, 1243; d) Q. S. Guo, D. M. Du, J. Xu, *Angew. Chem.* **2008**, *120*, 771; *Angew. Chem. Int. Ed.* **2008**, *47*, 759; e) H. F. Zhou, Z. W. Li, Z. J. Wang, T. L. Wang, L. J. Xu, Y. He, Q. H. Fan, J. Pan, L. Q. Gu, A. S. C. Chan, *Angew. Chem.* **2008**, *120*, 8592; *Angew. Chem. Int. Ed.* **2008**, *47*, 8464; f) C. Wang, C. Q. Li, X. F. Wu, A. Pettman, J. L. Xiao, *Angew. Chem.* **2009**, *121*, 6646; *Angew. Chem. Int. Ed.* **2009**, *48*, 6524; g) Z.-Y. Han, Z.-H. Chen, L.-Z. Gong, *J. Am. Chem. Soc.* **2009**, *131*, 9182; h) D. S. Giera, C. Schneider, *Org. Lett.* **2010**, *12*, 4884.
- [10] For examples of organocatalysis, see: a) N. Halland, P. S. Aburel, K. A. Jørgensen, *Angew. Chem.* **2003**, *115*, 685; *Angew. Chem. Int. Ed.* **2003**, *42*, 661; b) M. Rueping, A. R. Antonchick, T. Theissmann, *Angew. Chem.* **2006**, *118*, 3765; *Angew. Chem. Int. Ed.* **2006**, *45*, 3683; c) S. Fustero, J. Moscardó, D. Jiménez, M. D. Pérez-Carrión, M. del Pozo C. Sánchez-Roselló, *Chem. Eur. J.* **2008**, *14*, 9868; d) H. Liu, G. Dagousset, G. Masson, P. Retailleau, J. Zhu, *J. Am. Chem. Soc.* **2009**, *131*, 4598; e) Y. K. Kang, S. M. Kim, D. Y. Kim, *J. Am. Chem. Soc.* **2010**, *132*, 11847; f) M. Rueping, T. Theissmann, *Chem. Sci.* **2010**, *1*, 473; g) H. Xu,



- S. J. Zuend, M. G. Woll, Y. Tao, E. N. Jacobsen, *Science* **2010**, 327, 986; h) X. Liu, Y. Lu, *Org. Lett.* **2010**, 12, 5592; i) Z.-X. Jia, Y.-C. Luo, P.-F. Xu, *Org. Lett.* **2011**, 13, 832; j) K. Mori, K. Ehara, K. Kurihara, T. Akiyama, *J. Am. Chem. Soc.* **2011**, 133, 6166; k) L. Ren, T. Lei, J.-X. Ye, L.-Z. Gong, *Angew. Chem.* **2012**, 124, 795; *Angew. Chem. Int. Ed.* **2012**, 51, 771; l) H.-R. Ng, H.-F. Tan, J. Chang, J. Wang, *Chem. Eur. J.* **2012**, 18, 3865–3870.
- [11] For recent selected examples of organometallic catalysis, see: a) M. Takamura, K. Funabashi, M. Kanai, M. Shibasaki, *J. Am. Chem. Soc.* **2000**, 122, 6327; b) P. A. Evans, J. E. Robinson, K. K. Moffett, *Org. Lett.* **2001**, 3, 3269; c) S. J. Pastine, S.-W. Youn, D. Sames, *Tetrahedron* **2003**, 59, 8859; d) P. D. Pohlhaus, R. K. Bowman, J. S. Johnson, *J. Am. Chem. Soc.* **2004**, 126, 2294; e) G.-L. Lu, H. C. Malinakova, *J. Org. Chem.* **2004**, 69, 4701; f) L. Cointeaux, A. Alexakia, *Tetrahedron: Asymmetry* **2005**, 16, 925.
- [12] For examples of organocatalysis, see: a) H. Li, J. Wang, H.-X. Xie, L.-S. Zu, W. Jiang, E. N. Duesler, W. Wang, *Org. Lett.* **2007**, 9, 965; b) H. Sundén, R. Rios, I. Ibrahim, G.-L. Zhao, L. Eriksson, A. Córdova, *Adv. Synth. Catal.* **2007**, 349, 827.
- [13] For selected non-asymmetric methods of 1,4-dihydroquinolines, see: a) Y. Hitotsuyanagi, M. Kobayashi, M. Fukuyo, K. Takeya, H. A. Itokawa, *Tetrahedron Lett.* **1997**, 38, 8295; b) J. N. Kim, H. S. Kim, J. H. Gong, Y. M. Chung, *Tetrahedron Lett.* **2001**, 42, 8341; c) C. Tratat, S. Giorgi-Renault, H.-P. Husson, *Org. Lett.* **2002**, 4, 3187; d) M.-L. Bennasar, T. Roca, M. Monerris, D. García-Díaz, *Tetrahedron Lett.* **2005**, 46, 4035; e) X.-J. Wu, R. Jiang, B. Wu, X.-M. Su, X.-P. Xu, S.-J. Ji, *Adv. Synth. Catal.* **2009**, 351, 3150; f) A. Kumar, A. E. Alegria, *J. Heterocycl. Chem.* **2010**, 47, 1275; g) X.-J. Wu, X.-P. Xu, X.-M. Su, G. Chen, Y. Zhang, S.-J. Ji, *Eur. J. Org. Chem.* **2009**, 4963; h) G. Vialt, D. Grée, T. Roisnel, S. Chandrasekhar, R. Grée, *Tetrahedron* **2009**, 65, 10149; i) T. Watanabe, T. Oishi, N. Fujii, H. Ohno, *Org. Lett.* **2007**, 9, 4821; j) C. Shi, J. Wang, H. Chen, D.-Q. Shi, *J. Comb. Chem.* **2010**, 12, 430; k) N. G. Kozlov, S. L. Bondarev, V. N. Knyukhtoc, B. A. Odnoburtseva, L. I. Basalaeva, *Russ. J. Org. Chem.* **2010**, 46, 1645; l) K. Namba, M. Kanaki, H. Suto, M. Nishizawa, K. Tanino, *Org. Lett.* **2012**, 14, 1222; for enantioselective synthesis of 1,4-dihydropyridine, see: m) K. Yoshida, T. Inokuma, K. Takasu, Y. Takemoto, *Synlett* **2010**, 1865.
- [14] F. Rezgui, P. Mangeney, A. Alexakis, *Tetrahedron Lett.* **1999**, 40, 6241.
- [15] For use of diarylprolinol silyl ethers in organocatalysis, see: a) M. Marigo, T. C. Wabnitz, D. Fielenbach, K. A. Jørgensen, *Angew. Chem.* **2005**, 117, 804; *Angew. Chem. Int. Ed.* **2005**, 44, 794; b) Y. Hayashi, H. Gotoh, T. Hayashi, M. Shoji, *Angew. Chem.* **2005**, 117, 4284; *Angew. Chem. Int. Ed.* **2005**, 44, 4212; c) K. L. Jensen, G. Dickmeiss, H. Jiang, L. Albrecht, K. A. Jørgensen, *Acc. Chem. Res.* **2012**, 45, 248.
- [16] a) M. P. Brochu, S. P. Brown, D. W. C. MacMillan, *J. Am. Chem. Soc.* **2004**, 126, 4108; b) N. Halland, A. Brauton, S. Bachmann, M. Marigo, K. A. Jørgensen, *J. Am. Chem. Soc.* **2004**, 126, 4790.
- [17] The structure of compound **6g** was determined by X-ray crystallographic analysis. CCDC 865704 contains the supplementary crystallographic data for this paper. These data can be obtained free of charge from The Cambridge Crystallographic Data Centre via [www.ccdc.cam.ac.uk/data\\_request/cif](http://www.ccdc.cam.ac.uk/data_request/cif).